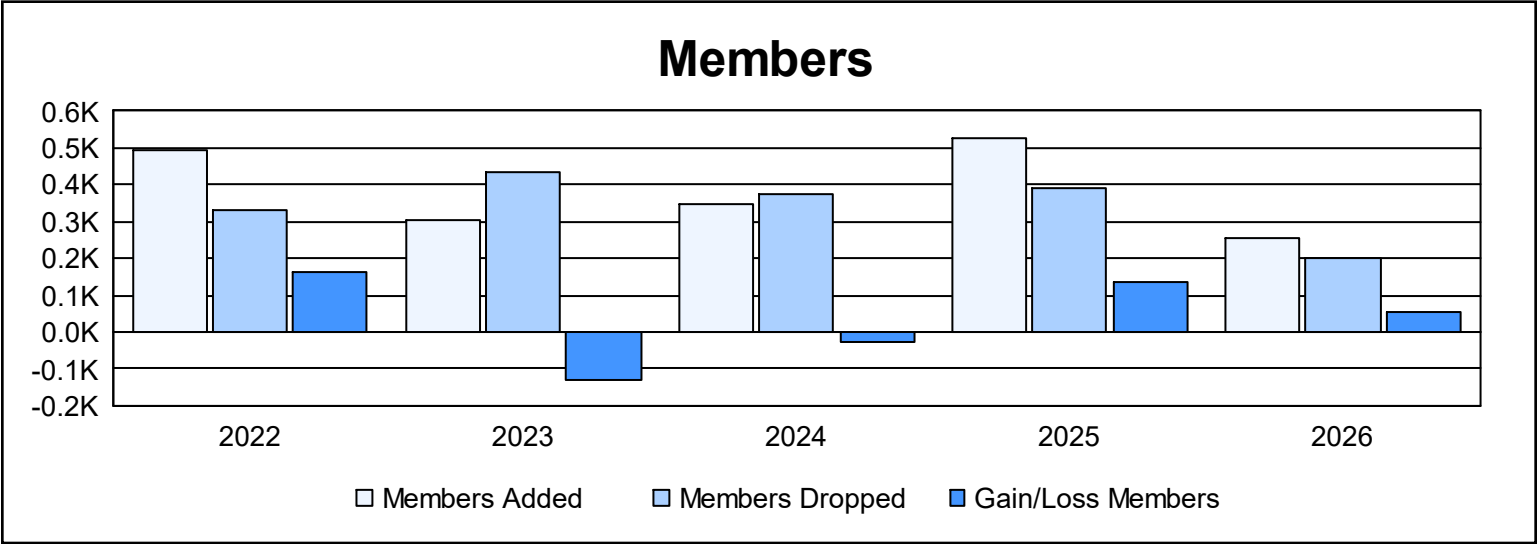
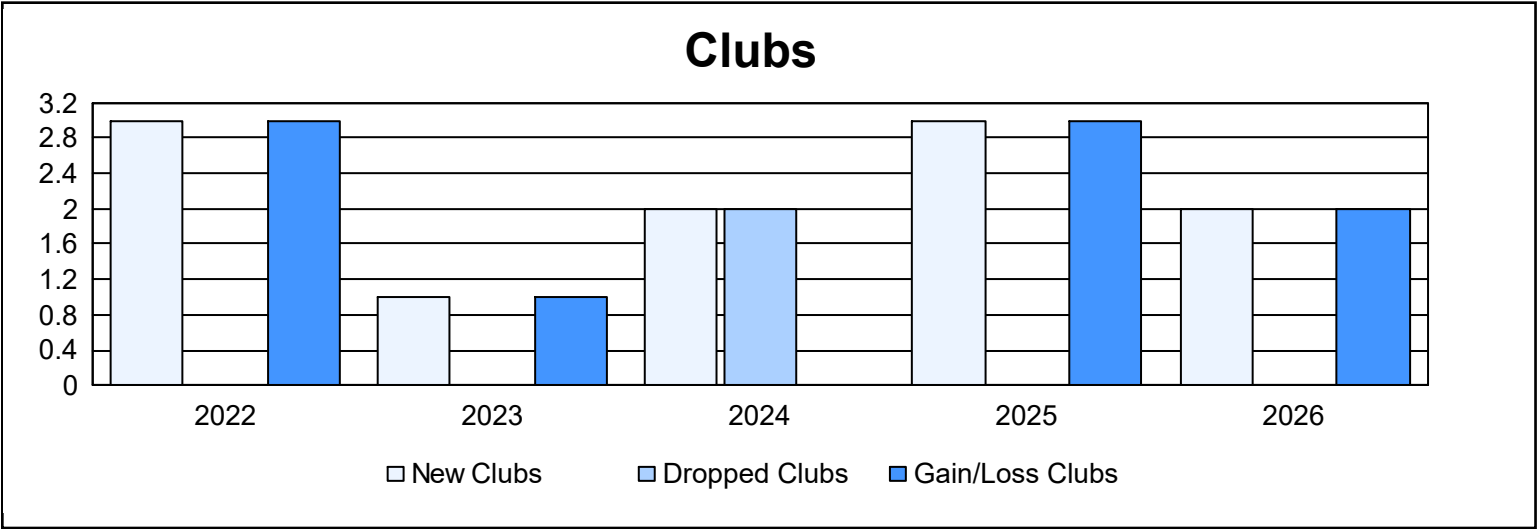
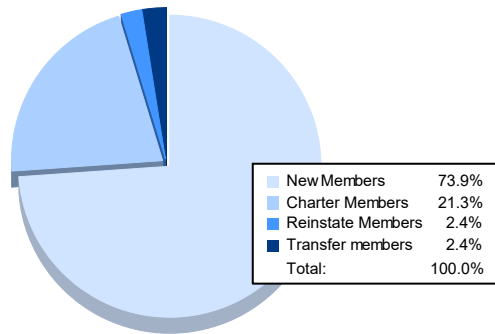


| Year | New Clubs | Dropped Clubs | Gain/ Loss Clubs | New Members | Charter Members | Reinstate Members | Transfer Members | Total Member Added | Total Members Dropped | Gain/ Loss Members |
|-----------|-----------|---------------|------------------|-------------|-----------------|-------------------|------------------|--------------------|-----------------------|--------------------|
| 2021-2022 | 3 | 0 | 3 | 350 | 120 | 8 | 17 | 495 | 331 | 164 |
| 2022-2023 | 1 | 0 | 1 | 230 | 43 | 12 | 19 | 304 | 435 | -131 |
| 2023-2024 | 2 | 2 | 0 | 270 | 59 | 11 | 10 | 350 | 376 | -26 |
| 2024-2025 | 3 | 0 | 3 | 363 | 83 | 64 | 16 | 526 | 392 | 134 |
| 2025-2026 | 2 | 0 | 2 | 187 | 54 | 6 | 6 | 253 | 199 | 54 |
| Average | 2 | 0 | 2 | 280 | 72 | 20 | 14 | 386 | 347 | 39 |



Membership Composition January 2026 Cumulative



Gender Composition January 2026 Cumulative

